

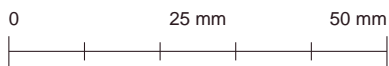
Jewelry Size Guide

Print-accurate at 100% scale

Before you measure

1. Print this guide on A4 paper at 100% scale (do not select 'Fit to page').
2. Verify the calibration bar below measures exactly 50 mm with a ruler.
3. If incorrect, adjust your printer scale and reprint.
4. Use the appropriate page for your jewelry type.

Calibration check



Verify with ruler: this bar should measure exactly 50 mm. If not, reprint at 100% scale.

What's inside

- Page 2:** Ring size chart - place your ring over the circles
- Page 3:** Ring size from finger - using a paper strip
- Page 4:** Bangle size chart - measure inner diameter
- Page 5:** Bracelet & necklace length guide
- Page 6:** Earring & post measurements

Need help?

Email: support@lakhdatarian.com | WhatsApp: +91 99999 99999

We will guide you through measurement personally if you are unsure.


For wedding sets and high-value pieces, book an atelier appointment.

Ring Size Chart


Place your existing ring on the circle - choose the one that matches inside diameter




Size 6
14.0 mm dia



Size 7
14.4 mm dia




Size 8
14.8 mm dia




Size 9
15.2 mm dia




Size 10
15.6 mm dia




Size 11
16.0 mm dia




Size 12
16.4 mm dia



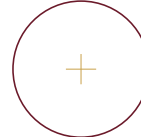
Size 13
16.8 mm dia




Size 14
17.2 mm dia




Size 15
17.6 mm dia




Size 16
18.0 mm dia




Size 17
18.4 mm dia




Size 18
18.8 mm dia




Size 19
19.2 mm dia




Size 20
19.6 mm dia




Size 21
20.0 mm dia




Size 22
20.4 mm dia




Size 23
20.8 mm dia




Size 24
21.2 mm dia




Size 25
21.6 mm dia



Size 26
22.0 mm dia



Size 27
22.4 mm dia



Size 28
22.8 mm dia

Ring Size from Finger

Wrap a paper strip around your finger - method below

How to measure

1. Cut along the dashed line below to make a measuring strip.
2. Wrap it snugly around the base of your finger (do not over-tighten).
3. Mark where the strip overlaps with a pen.
4. Read the size at the overlap mark - this is your ring size.

Tips for accuracy

- Measure at the end of the day - fingers are slightly larger then.
- If your knuckle is wider than the base, measure the knuckle instead.
- Avoid measuring in extreme cold (fingers shrink).
- When between sizes, choose the larger one for comfort.

Cut along the dashed line - measuring strip



Wrap this end around finger

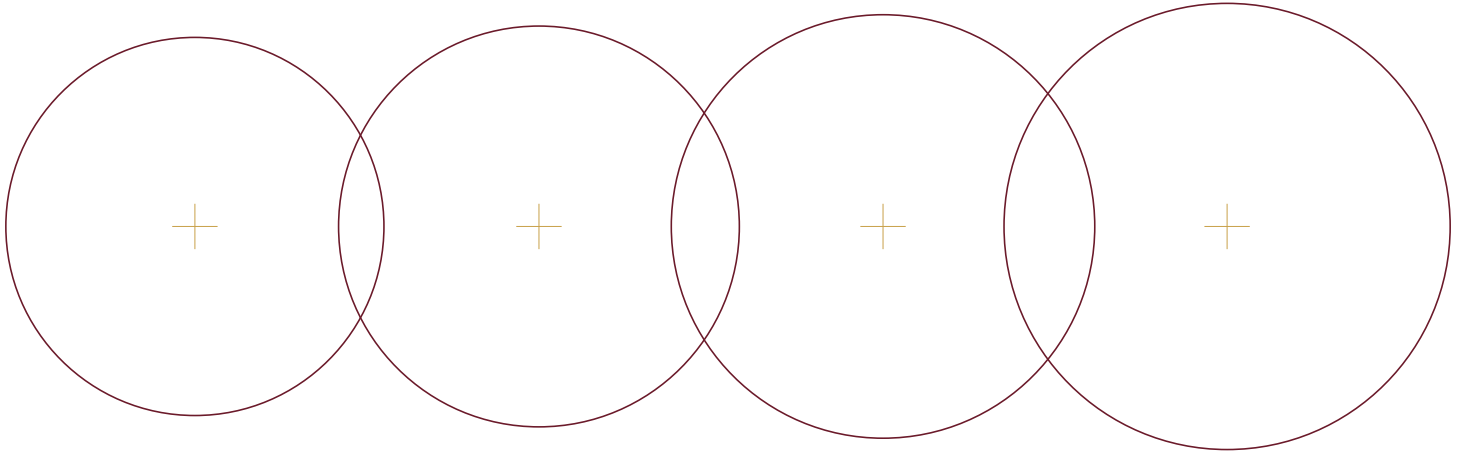
Read size where it overlaps

Top numbers = Indian ring size / Bottom numbers = finger circumference in mm

Bangle Size Chart

Slide your hand through the circle - the size that fits is your size

Method: Bring your thumb to your little finger, then measure across your knuckles.
Try sliding your hand through each circle below - choose the smallest that passes easily.

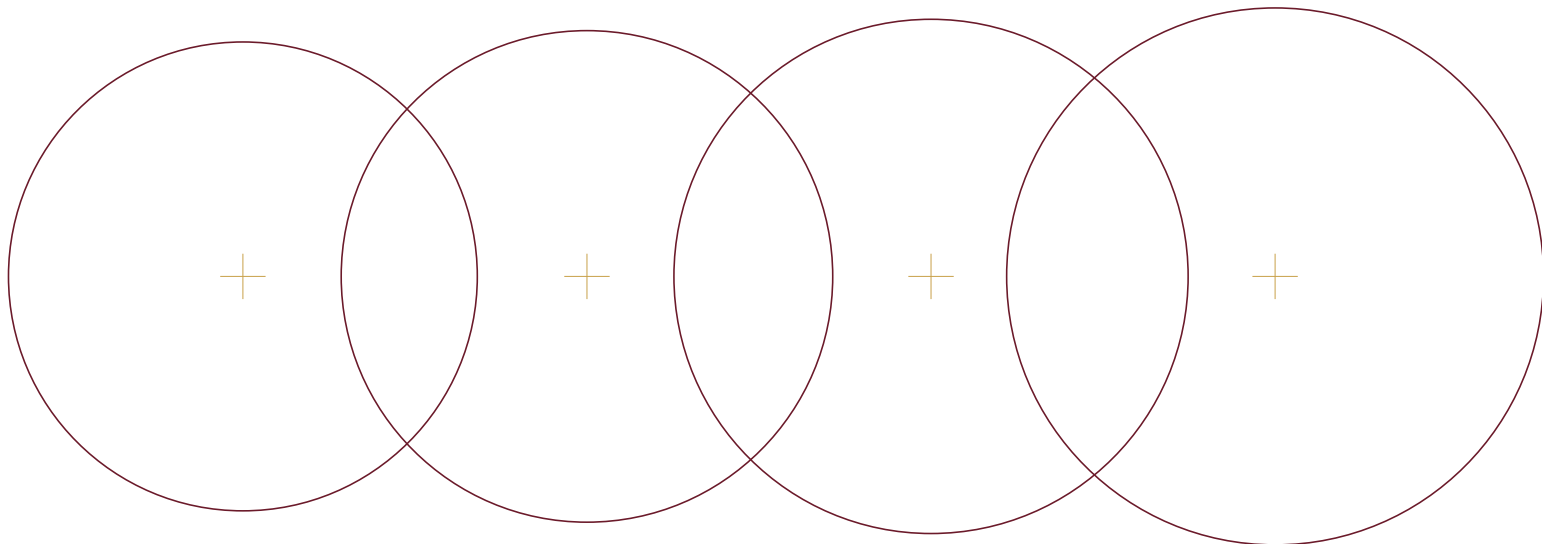


Size 2-2
50 mm inner

Size 2-4
53 mm inner

Size 2-6
56 mm inner

Size 2-8
59 mm inner



Size 2-10
62 mm inner

Size 2-12
65 mm inner

Size 2-14
68 mm inner

Size 2-16
71 mm inner

Bracelet & Necklace Lengths

Use a soft tape - or string + ruler - to measure wrist or neck

Bracelets

Measure your wrist circumference snugly with a soft tape. Add 1-2 cm for comfortable fit.

SIZE	WRIST CIRCUMFERENCE	TYPICALLY FITS
XS	14 - 15 cm	<i>Very slim wrist (teens, petite)</i>
S	15 - 16 cm	<i>Slim wrist (most women, standard)</i>
M	16 - 18 cm	<i>Average wrist (women / slim men)</i>
L	18 - 20 cm	<i>Larger wrist (most men)</i>
XL	20 - 22 cm	<i>Very large wrist</i>

Necklaces

Necklaces sit on different parts of the body depending on length. Measure your existing chain to know your preference.

STYLE	LENGTH	WHERE IT SITS
Choker	35 - 40 cm (14 - 16 in)	<i>Sits tight at the base of neck</i>
Princess	40 - 46 cm (16 - 18 in)	<i>Falls just below collarbone - most common</i>
Matinee	50 - 60 cm (20 - 24 in)	<i>Rests on the bust</i>
Opera	70 - 90 cm (28 - 36 in)	<i>Falls below the bust, can be doubled</i>
Rope	100+ cm (40+ in)	<i>Long, can wrap multiple times</i>

Earrings - Sizing Guide

Standard sizing applies - drops shown actual size below

Standard sizing

- All Lakhdara Riyan earrings use standard sizing - they fit any pierced ear.
- Post diameter: 0.9 mm (industry standard for healed piercings).
- Post length: 10 mm (standard for most earlobe thicknesses).
- Push-back, screw-back, or hook closures available - mentioned in product descriptions.

Drop length reference - actual size

Hold your earlobe against the page to visualise drop length

